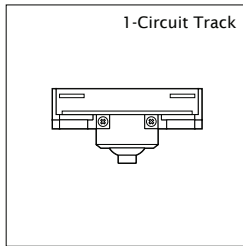
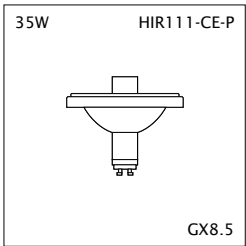

Order Code:

- Silver [RAL 9006] 21045
- White [RAL 9010] 21046
- Black [RAL 9005] 21047
- Custom Finishes Available on Request

Optional Extras (specify when ordering):

- DMX512** DMX Control Conversion 11211
- DALI** DALI Control Conversion 11222
- ∞ Sequencing Conversion 11233


Construction
Mounting
Lamp Type
Lamp Power
Beam Width
Voltage
Ballast
Dimming
Place of Use
Movement
Finish
Weight
Sequencing
Control Options

Die-cast aluminium housing, powder coated

1-Circuit track compatible with the Eutrac 1-Circuit Adaptor HIR111-CE-P

35W

10° - 40°, lamp dependant

 220-240V; 50/60Hz¹

Internal 35W

 Not currently available for metal halide lamps²

Interior use only

360° Pan; +/- 90° Tilt

Silver RAL 9006, White RAL 9010, Black RAL 9005

1.3kg (including lamp)

Available (11233)

1. Handheld remote (11400)

2. DMX (11211)

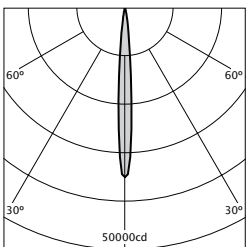
3. DALI (11222)

DMX or DALI requires setup (with additional costs) and must be specified when ordering. The DMX/DALI signals must be supplied via Eutrac track with data bus.

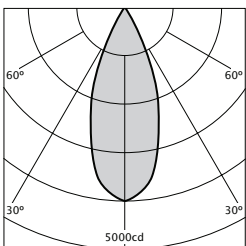
Notes
¹50Hz as standard. For 60Hz, specify when ordering.

²Luminaire can be switched on/off.

If you are in doubt as to the suitability or compatibility of this product, contact RCL.



Distance (m)	Beam Diameter (m)	Illuminance (lx)
1m	0.18m	35000 lx
2m	0.35m	8750 lx
3m	0.52m	3890 lx
4m	0.70m	2190 lx
5m	0.88m	1400 lx



Distance (m)	Beam Diameter (m)	Illuminance (lx)
1m	0.7m	4000 lx
2m	1.40m	1000 lx
3m	2.00m	445 lx
4m	2.80m	250 lx
5m	3.50m	160 lx

Photometric data is provided as a guide only. Check with lamp manufacturers for latest data.

